

减压阀 Regulator / OR

型号代码 Type codes

FORWARD

减压阀 Regulator / OR

技术参数 Technical data

FORWARD



即使输入压力与压缩空气消耗产生系统波动，减压阀也能保证其设定的工作压力非常稳定。

The OR maintain imputting constant operating pressure despite fluctuation in line pressure and the amount of air consumed.

基本功能 Basic function

OR 减压阀 Regulator

接口尺寸 Connection

1/8	G 1/8
1/4	G 1/4
3/8	G 3/8
1/2	G 1/2
3/4	G 3/4
1	G 1

压力调节范围 Pressure regulation range

	0.5...12bar
7	0.5...7bar

过滤等级 Grade of Filtration


	40 μ m
5M	5 μ m

压力表 Pressure gauge

	带压力表 With pressure gauge
0	不带压力表 Without pressure gauge

规格 Size

MINI	小型
MIDI	中型
MAXI	大型



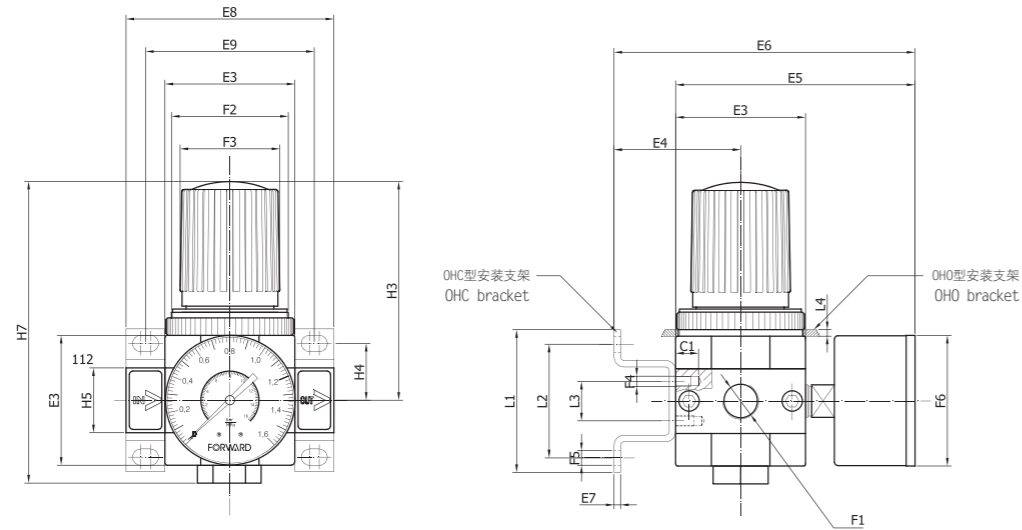
主要技术参数 General technical data									
规格 Size	MINI	MIDI	MIDI			MAXI			
工作介质 Medium	过滤压缩空气 (润滑或未润滑) Filtered,compressed air (lubricated or unlubricated)								
结构特点 Features of structure	MINI/MIDI: 膜片式减压阀 Diaphragm type regulator; MAXI: 活塞式减压阀 Piston regulator								
安装方式 Mounting type	管式安装、支架安装或面板式安装 Pipe / Foot / Plate mounting								
安装位置 Assembly position	任意 Any								
连接尺寸 Connection	G1/8	G1/4	G3/8	G3/8	G1/2	G3/4	G3/4	G1	
标准额定流量 Standard nominal flow rate	OR-...	800	1500	1700	3200	3500	3500	11000	11500
	OR-...-7-	1000	1600	1800	3300	4000	4500	12000	12500
输入压力 Primary pressure	1~16bar								
工作压力 Working pressure	0.5~12bar / 0.5~7bar								
温度范围 Temperature range	0~60℃								
材料 Materials information	壳体: 压铸锌; 密封: 丁腈橡胶; 调压手轮: POM Housing: Zinc die-casting; Sealing: NBR; Adjusting knob: POM								

减压阀 Regulator / OR

技术参数 Technical data

FORWARD

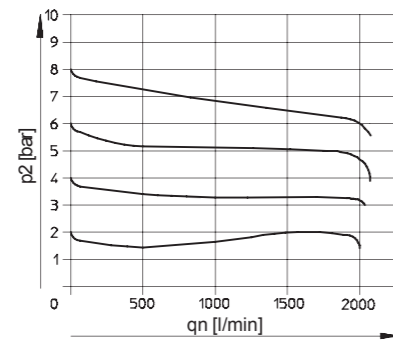
尺寸图 Dimensions



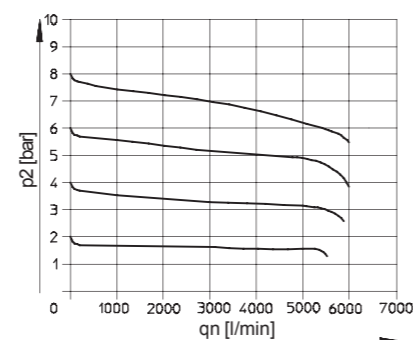
型号 Model	E3	E4	E5	E6	E8	E9	F1	F2	F3	F4	F5	F6	L1	L2	L3	L4	H3	H4	H7
OR...-MINI	40	39	76	95	64	52	G1/8,G1/4,G3/8	M36*1.5	31	M4	4.5	40	44	35	11	Max.3	69	17.5	96
OR...-MIDI	55	47	93	112	85	70	G1/8,G1/2,G3/4	M52*1.5	50	M5	5.5	52	71	60	22	Max.5	98	24.5	96
OR...-MAXI	66	53	104	124	96,116	80,91	G3/4,G1	M36*1.5	31	M5	5.5	63	71	60	22	Max.4	80	24.5	96

标准额定流量qn和输出压力p2的关系 Standard flow rate qn as a function of the output pressure p2

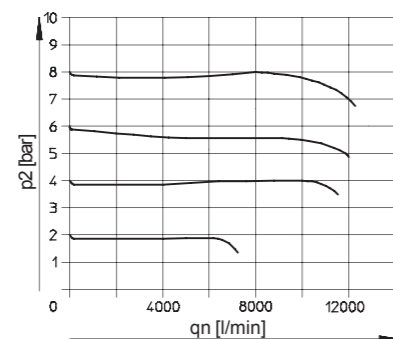
OR-1/4-MINI



OR-1/2-MIDI



OR-1-MAXI



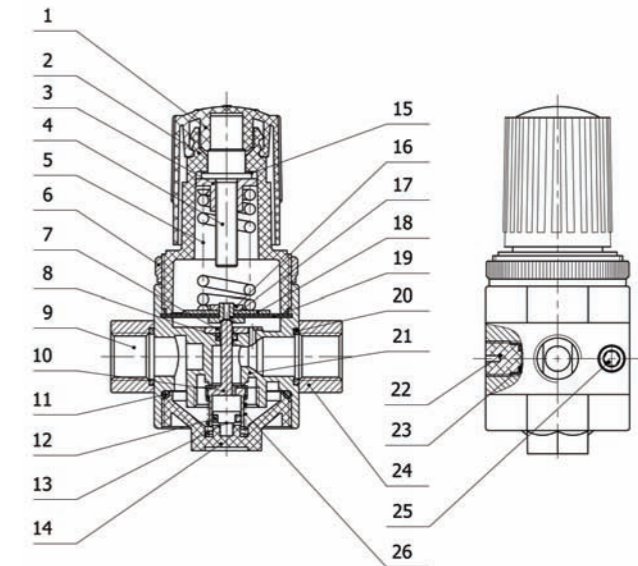
* 输入压力 Primary pressure: p1=10 bar

减压阀 Regulator / OR

技术参数 Technical data

FORWARD

内部结构图 Inner structure



序号 NO.	名称 Item	材料 Material	序号 NO.	名称 Item	材料 Material
1	调压手轮 Pressure knob	POM	16	OR垫片 Sheet	NBR
2	阀盖 Regulator cap	POM	17	溢流阀座 Overflow base	6061-T6
3	主调压六角螺帽 Regulator nut	S35C	18	膜片托盘 One part of diaphragm	SPCC
4	调压螺杆 Adjusting spindle	S35C	19	膜片 Diaphragm	NBR+尼龙网
5	弹簧 Pressure spring	SWC	20	O型圈 O-ring	NBR
6	滚花并帽 Fixed ring	6061-T6	21	OR阀体 OR Body	锌合金 Zinc alloy
7	膜片挡圈 One part of membrane	NBR	22	丝堵 Plug	POM
8	O型圈 O-ring	NBR	23	O型圈 O-ring	NBR
9	分气块-IN Flange - IN	锌合金 Zinc alloy	24	分气块-OUT Flange - OUT	锌合金 Zinc alloy
10	阀芯 Spool	黄铜 Brass	25	内六角螺丝 Allen screw	S35C
11	O型圈 O-ring	NBR	26	复位弹簧 Spring	SWPB
12	O型圈 O-ring	NBR			
13	扣钉 Fasteners	黄铜 Brass			
14	锁紧盖 Locker cover	锌合金 Zinc alloy			
15	耐磨垫片 Wearing sheet	绝缘胶板 Insulation sheet			