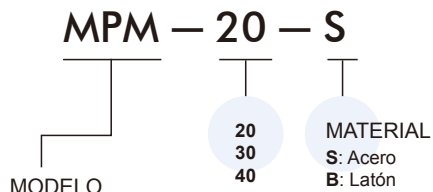
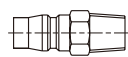
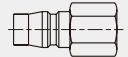
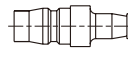



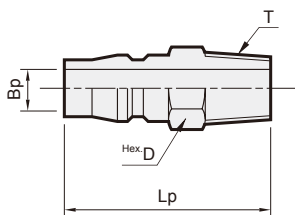


Ejemplo de pedido

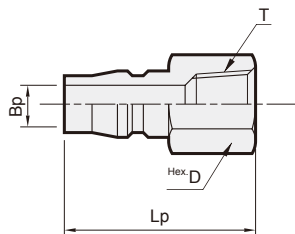


| | |
|------------|--|
| MPM |  |
| MPF |  |
| MPH |  |
| MPP |  |

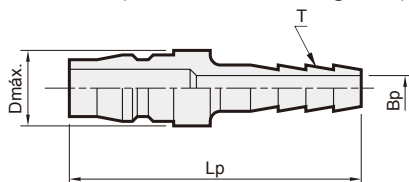
MPM (rosca macho)



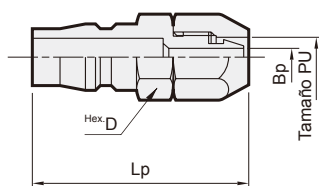
MPF (rosca hembra)



MPH (Conector de manguera)



MPP (estilo tuerca)



| Modelo | Tuerca tornillo T | Dimensiones (mm) | | | Peso (g) | |
|---------------|-------------------|------------------|--------------|----|----------|-------|
| | | Bp | Hex. D | Lp | Acero | Latón |
| MPM-20 | R1/4 | ø7.5 | Hex. 14/16.2 | 41 | 25 | 27 |
| MPM-30 | R3/8 | ø7.5 | Hex. 17/19.6 | 43 | 40 | 45 |
| MPM-40 | R1/2 | ø7.5 | Hex. 21/24.2 | 46 | 65 | 70 |

| Modelo | Tuerca tornillo T | Dimensiones (mm) | | | Peso (g) | |
|---------------|-------------------|------------------|--------------|----|----------|-------|
| | | Bp | Hex. D | Lp | Acero | Latón |
| MPF-20 | Rc1/4 | ø7.5 | Hex. 17/19.6 | 38 | 30 | 32 |
| MPF-30 | Rc1/8 | ø7.5 | Hex. 21/24.2 | 41 | 45 | 48 |
| MPF-40 | Rc1/2 | ø7.5 | Hex. 26/30 | 43 | 65 | 70 |

| Modelo | Manguera tornillo T | Dimensiones (mm) | | | Peso (g) | |
|---------------|---------------------|------------------|--------|----|----------|-------|
| | | Bp | D máx. | Lp | Acero | Latón |
| MPH-20 | 5/16»tubo | ø5 | ø16 | 58 | 27 | 29 |
| MPH-30 | 3/8»tubo | ø7.5 | ø16 | 62 | 35 | 38 |
| MPH-40 | 1/2»tubo | ø7.5 | ø18 | 64 | 50 | 55 |

| Modelo | Tamaño tamaño DI×DE (mm) | Dimensiones (mm) | | | Peso (g) | |
|---------------|--------------------------|------------------|--------------|------|----------|-------|
| | | Bp | Hex. D | Lp | Acero | Latón |
| MPP-20 | 5×8 | ø4 | Hex. 14/16.2 | 42.5 | 30 | 33 |
| MPP-30 | 6.5×10 | ø5 | Hex. 16/18.2 | 44.5 | 40 | 43 |
| MPP-40 | 8×12 | ø6 | Hex. 17/19.2 | 45 | 40 | 43 |